



Decentralized STO Exchange

Investor Onboarding & Accreditation Guide

First Shot Centers

Asia Leading Digital Asset Exchange





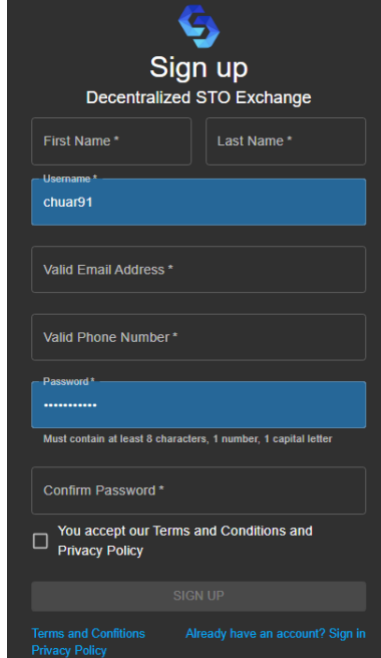
Table of Contents

1. Sign up and account verification.....	3
2. Become an Accredited Investor.....	7
3. Securitize On-Chain Registration.....	10

Sign up and account verification

1. Go to the link below for Sign Up.
<https://dex.cryptosx.io/#/signup>


Please fill in the form to register as a user on our exchange platform



The image shows a sign-up form for a Decentralized STO Exchange. The form is dark-themed with white text and blue accents. It includes fields for First Name, Last Name, Username (filled with 'chuar91'), Valid Email Address, Valid Phone Number, Password (with a strength indicator), and Confirm Password. There is a checkbox for accepting Terms and Conditions and Privacy Policy, and a 'SIGN UP' button. At the bottom, there are links for 'Terms and Conditions', 'Privacy Policy', and 'Already have an account? Sign in'.

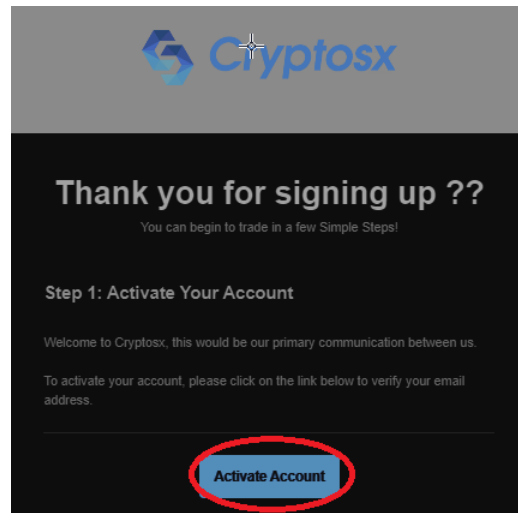
2. Go to your email inbox to confirm your email address. If you are unable to locate the email we have sent you, please check your “**Spam**” folder

Once done, user will receive the message above.

Check your Email for Activation Link 

If you did not receive an email from us, check your "Spam" folder before contacting us at support@cryptosx.io

[LOGIN](#)

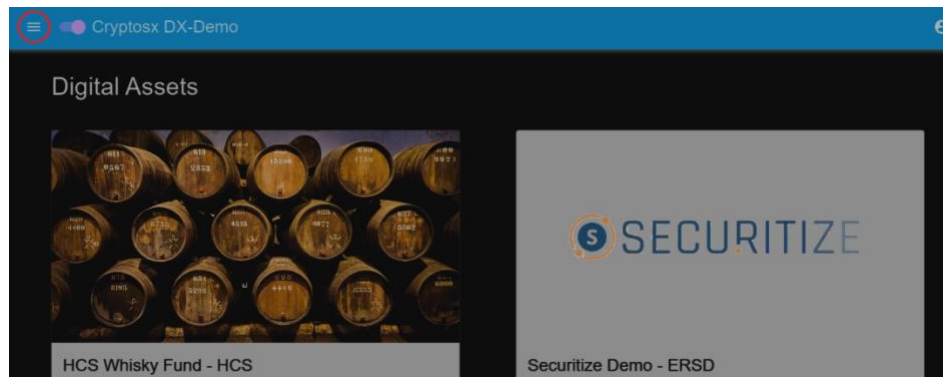


3. Click “**Activate Account**” button, system will redirect user to Cryptosx main page.

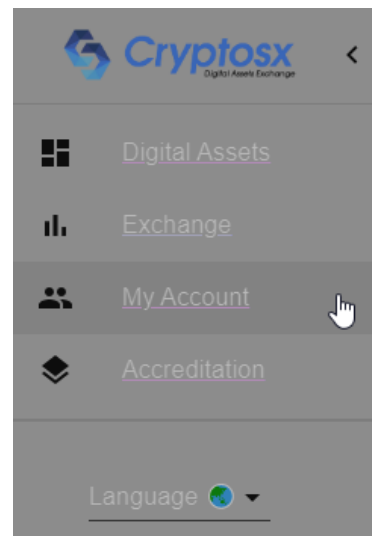
For your security and regulatory compliance, please proceed to complete Account Verification

Account Verification

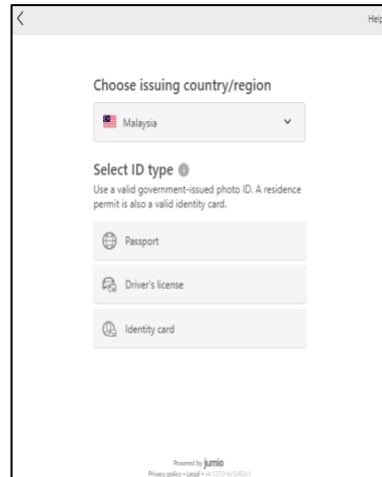
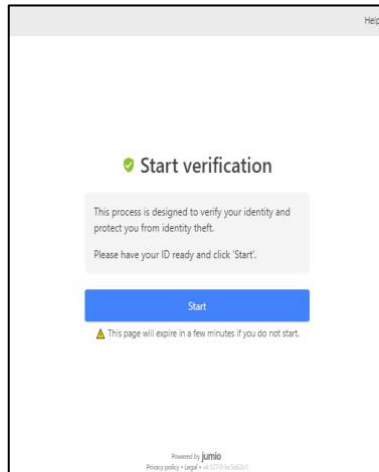
4. Locate and click the drop down on the top left hand side.

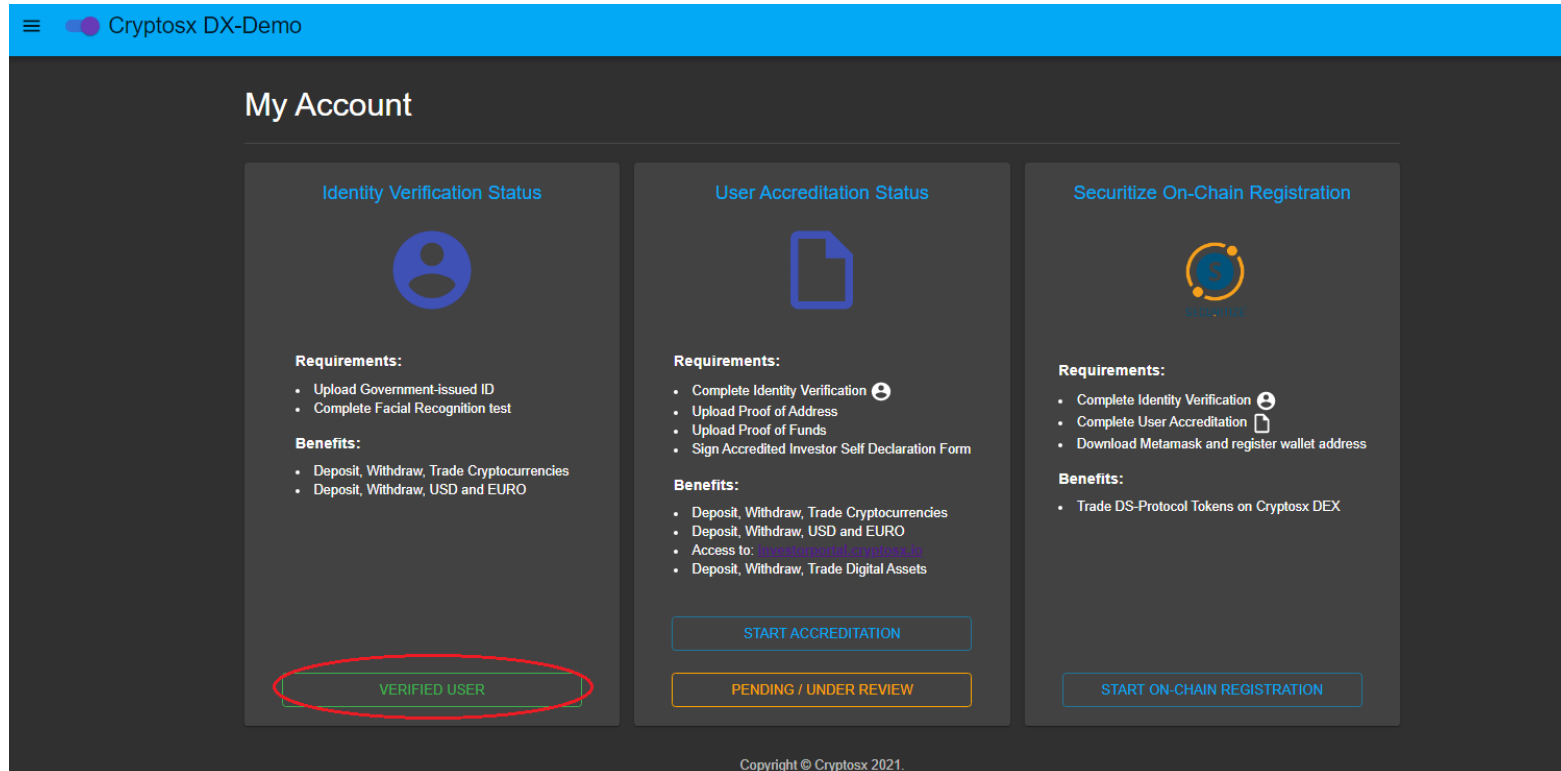


5. Select **My Account** and locate **Identity Verification Status** on the right side. Click **START ID VERIFICATION**.



6. Click **“Start”** button in the pop window on the left and fill up the necessary information’s to continue.





My Account

Identity Verification Status

Requirements:

- Upload Government-issued ID
- Complete Facial Recognition test

Benefits:

- Deposit, Withdraw, Trade Cryptocurrencies
- Deposit, Withdraw, USD and EURO

VERIFIED USER

User Accreditation Status

Requirements:

- Complete Identity Verification
- Upload Proof of Address
- Upload Proof of Funds
- Sign Accredited Investor Self Declaration Form

Benefits:

- Deposit, Withdraw, Trade Cryptocurrencies
- Deposit, Withdraw, USD and EURO
- Access to: www.cryptosx.com
- Deposit, Withdraw, Trade Digital Assets

PENDING / UNDER REVIEW

Securitize On-Chain Registration

Requirements:

- Complete Identity Verification
- Complete User Accreditation
- Download Metamask and register wallet address

Benefits:

- Trade DS-Protocol Tokens on Cryptosx DEX

START ON-CHAIN REGISTRATION

Copyright © Cryptosx 2021.

7. Verification result will be known within one working day. Status of a successful verified account will be shown as above.

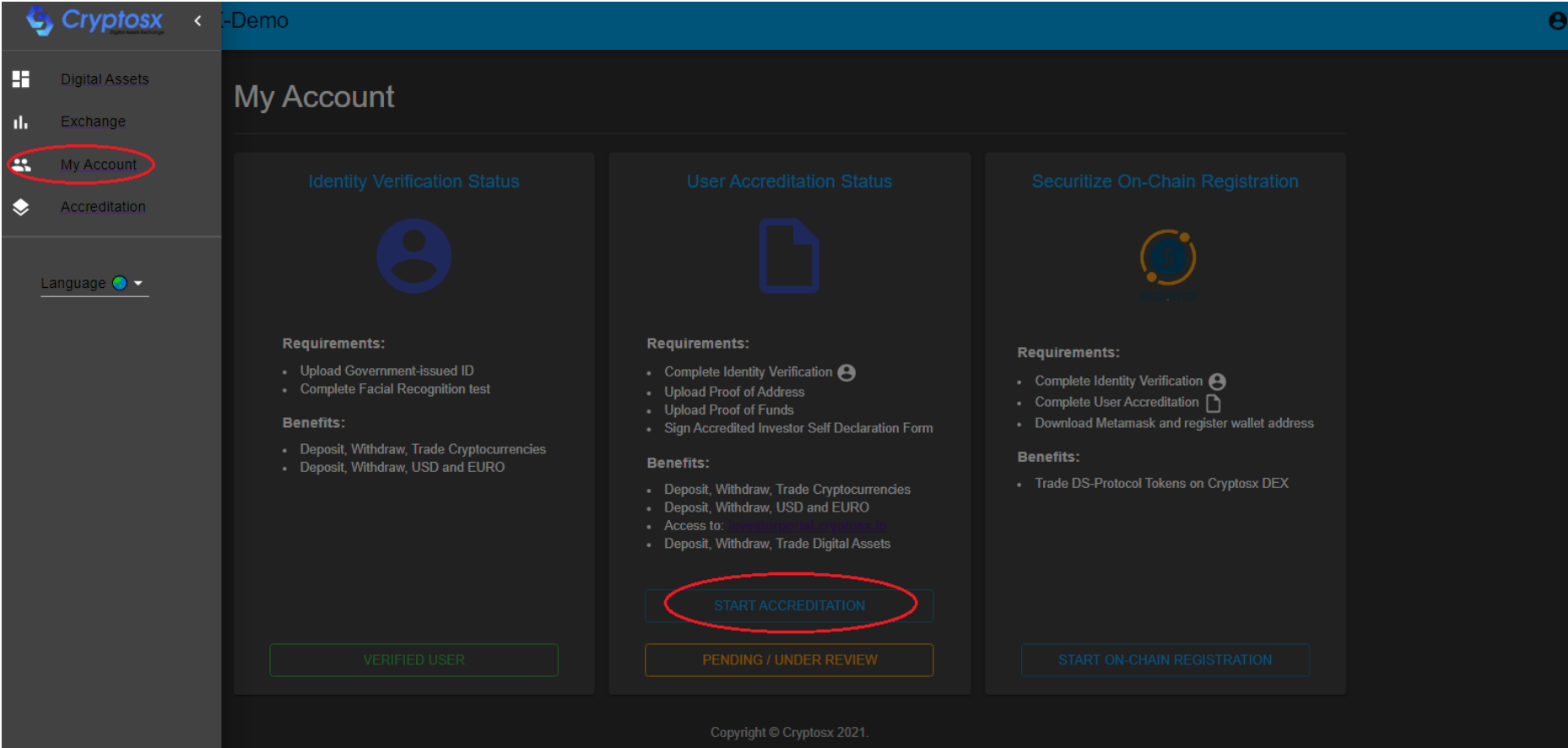
A verified level-1 account allowed user to trade cryptocurrency such as BTC/ETH.

Congratulation! User has successfully registered an account with Cryptosx and verified his account to level 1. For STO trading please refer to [Become an Accredited Investor](#).

Become an Accredited Investor for Security Token Trading

An accredited investor will be able to participate in STO. They are able to BUY/SELL digital assets.

1. Login to the **Investor Portal** at <https://dex.cryptosx.io/>, and go to **My Account** in the drop down from main page once again.



Cryptosx < Demo

My Account

Identity Verification Status

User Accreditation Status

Securitize On-Chain Registration

Requirements:

- Upload Government-issued ID
- Complete Facial Recognition test

Benefits:

- Deposit, Withdraw, Trade Cryptocurrencies
- Deposit, Withdraw, USD and EURO

Requirements:

- Complete Identity Verification
- Upload Proof of Address
- Upload Proof of Funds
- Sign Accredited Investor Self Declaration Form

Benefits:

- Deposit, Withdraw, Trade Cryptocurrencies
- Deposit, Withdraw, USD and EURO
- Access to: <https://investorportal.cryptosx.io/>
- Deposit, Withdraw, Trade Digital Assets

Requirements:

- Complete Identity Verification
- Complete User Accreditation
- Download Metamask and register wallet address

Benefits:

- Trade DS-Protocol Tokens on Cryptosx DEX

VERIFIED USER

PENDING / UNDER REVIEW

START ON-CHAIN REGISTRATION

START ACCREDITATION

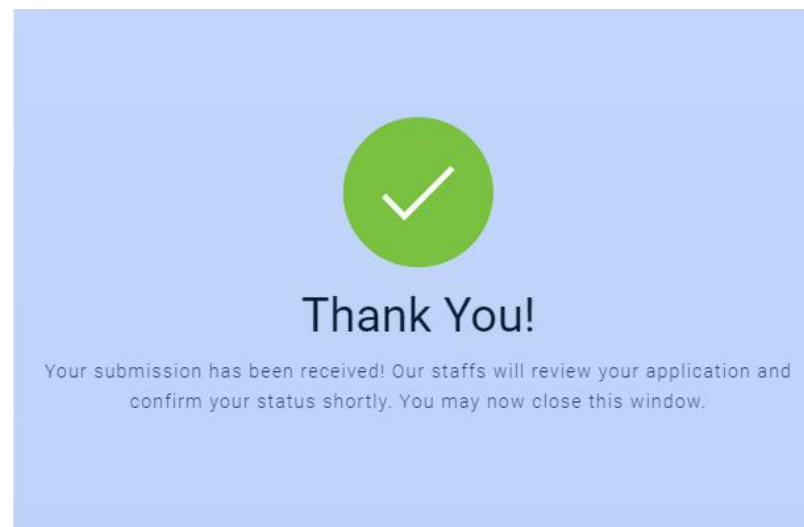
Copyright © Cryptosx 2021.



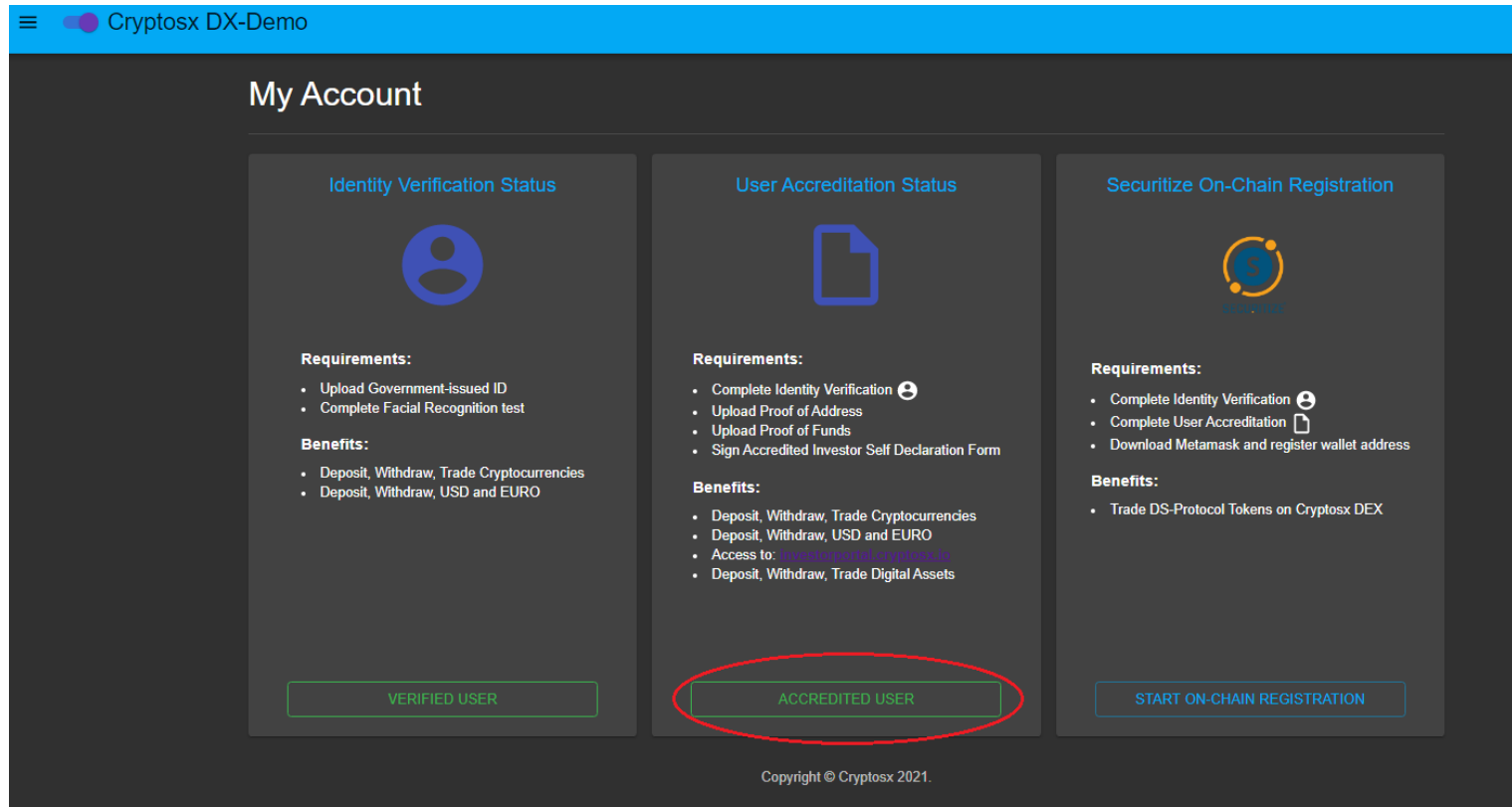
2. Locate “User Accreditation Status” in the middle and click “**START ACCREDITATION**” below.



3. User will see a pop-up window shown as above, click “**START**” and follow the steps to fill up the necessary information.



4. Once done, the process will take up to 1 working day for the system to do the verification.

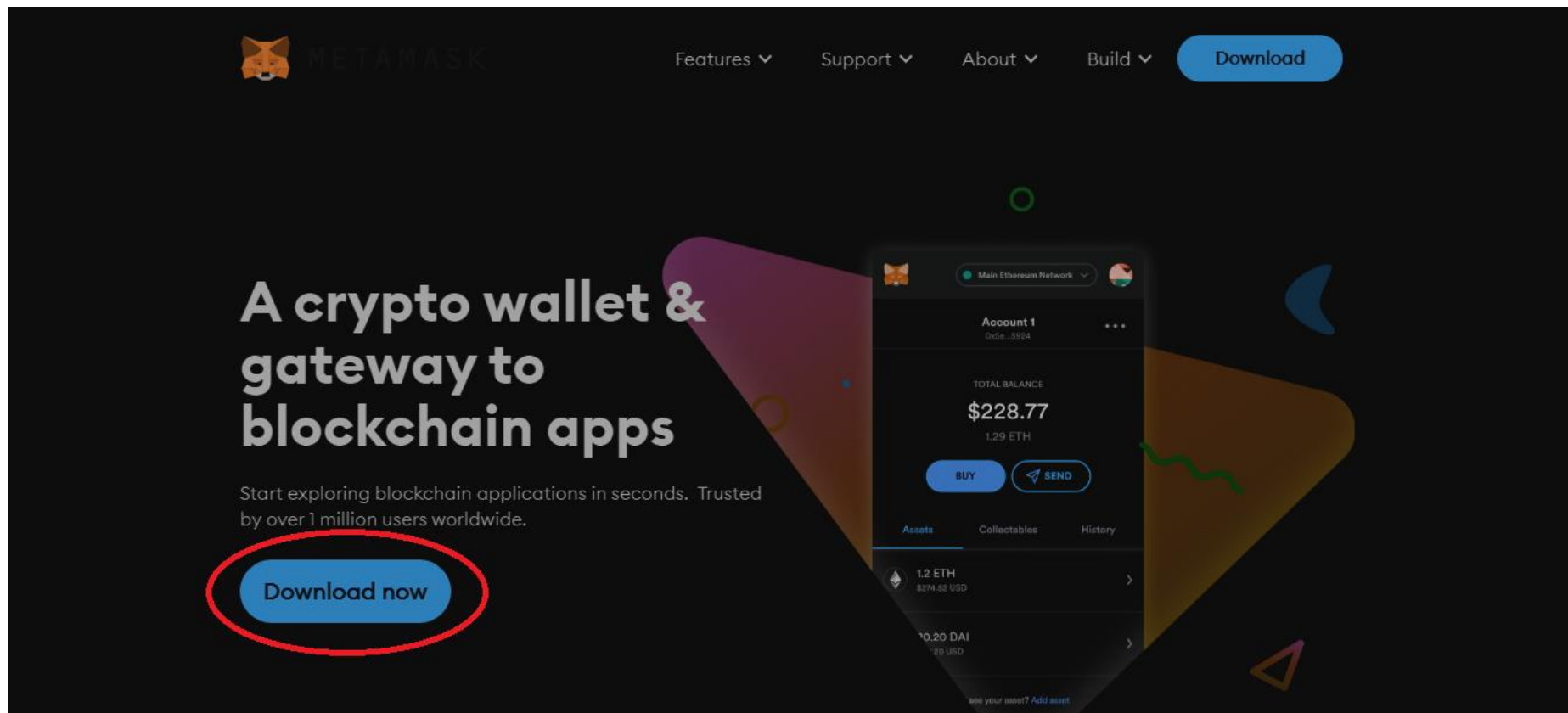


Status will show under “User Accreditation Status” in “My Account” page. **ACCREDITED USER** will show as above once the verification process is successful.

Congratulation! User account is successfully verified if KYC status shown as above. User is now allowed to participate in STO trading. Next Step: [Transfer to Cryptosx DX-Demo](#)

Securitize On-Chain Registration


Cryptosx DX-Demo is our decentralized trading platform.




Step 1: download/setup **MetaMask** (browser plugin) from <https://metamask.io/index.html>.

☰ Cryptosx DX-Demo ⊗

Digital Assets

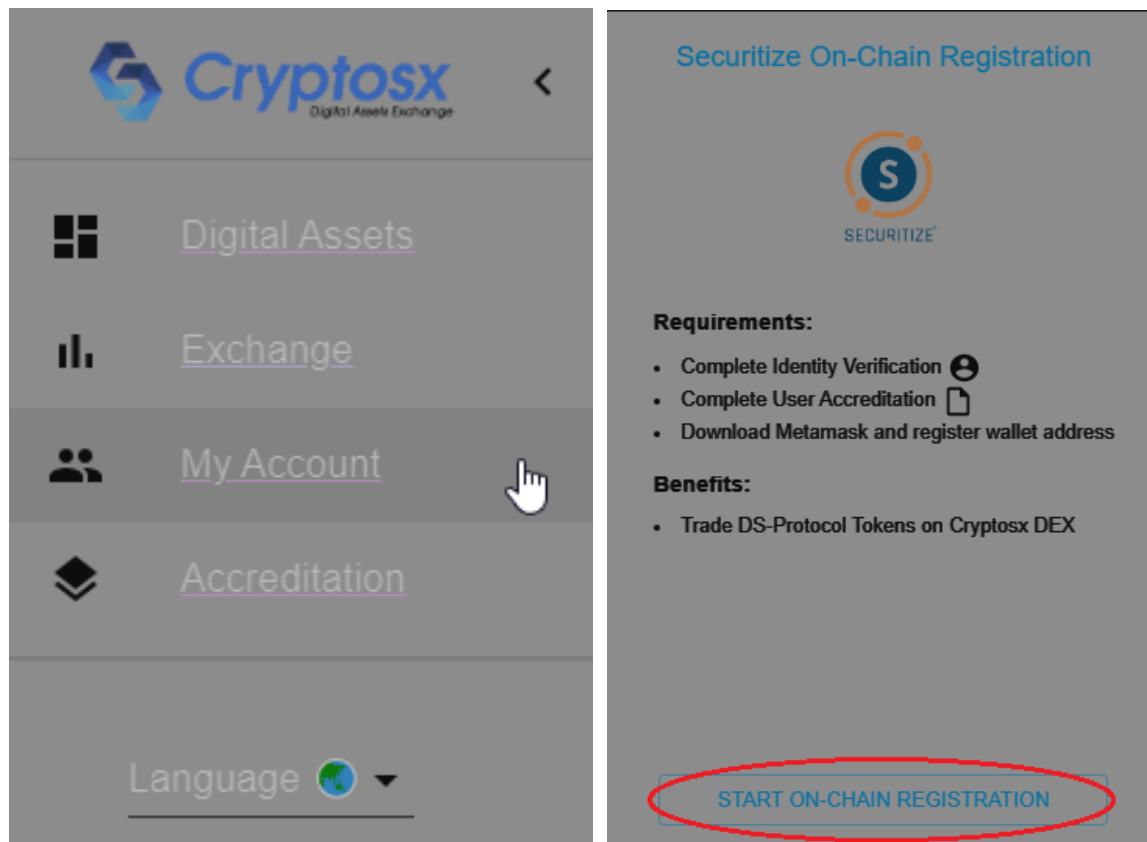


HCS Whisky Fund - HCS



Securitize Demo - ERSD

Step 2: Login to <https://dex.cryptosx.io/> and click the drop down on the top left side.

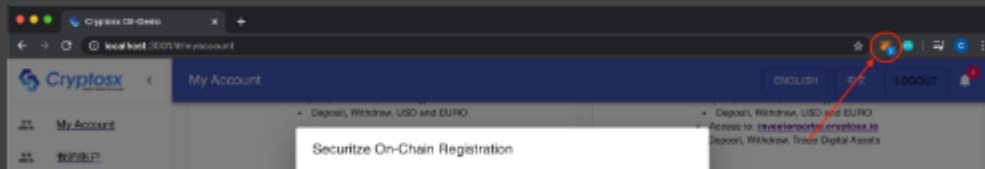




Step 3: Select **My Account** and locate **Securitize On-Chain Registration** on the right side. Click **START ON-CHAIN REGISTRATION**.


Securitize On-Chain Registration (Step 1 of 2)



To begin on-chain registration, you need to be using Google Chrome or Firefox as your browser to install MetaMask Chrome Extension via this link: [Download Metamask](#)

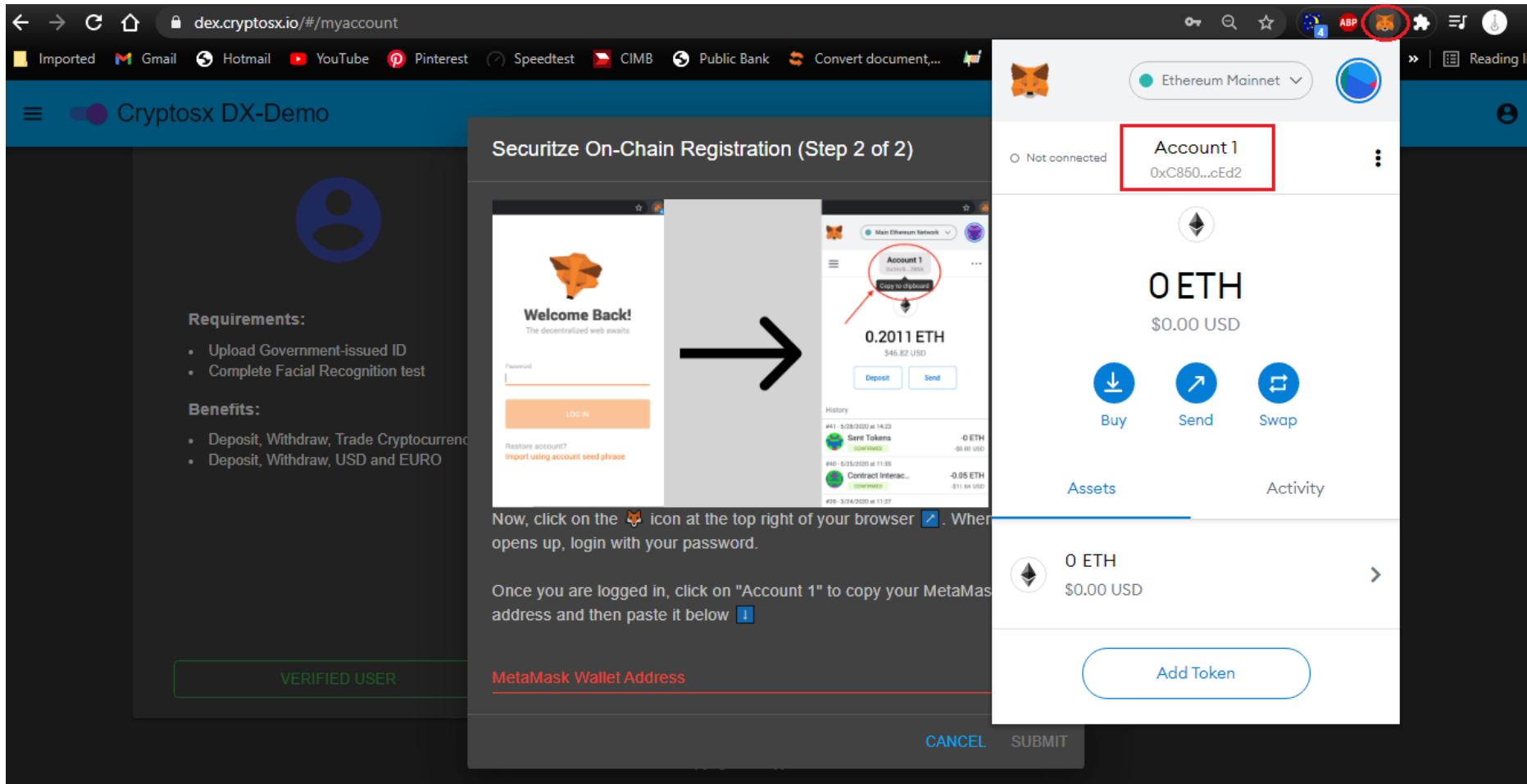


Once you have MetaMask installed. You should see the  icon at the top right of your browser 

Fantastic! Now you have MetaMask installed, click 'NEXT' to continue 

CANCEL **NEXT**

Step 4: Read the shown instruction and click **NEXT** on the bottom right.



dex.cryptosx.io/#/myaccount

Imported Gmail Hotmail YouTube Pinterest Speedtest CIMB Public Bank Convert document,...

Cryptosx DX-Demo

Requirements:

- Upload Government-issued ID
- Complete Facial Recognition test


Benefits:

- Deposit, Withdraw, Trade Cryptocurrency
- Deposit, Withdraw, USD and EURO

VERIFIED USER

Secureize On-Chain Registration (Step 2 of 2)

Welcome Back! The decentralized web awaits

Now, click on the  icon at the top right of your browser. When it opens up, login with your password.

Once you are logged in, click on "Account 1" to copy your MetaMask address and then paste it below

MetaMask Wallet Address

Account 1
0xC850...cEd2

0.2011 ETH
\$46.82 USD

Buy Send Swap

Assets Activity

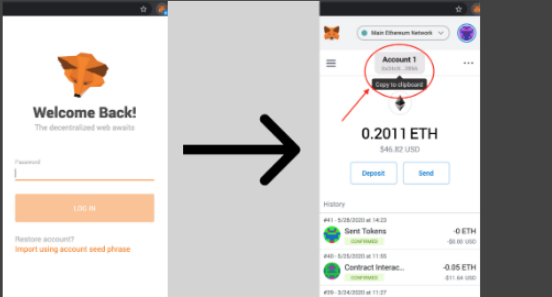
0 ETH
\$0.00 USD



Add Token


CANCEL SUBMIT

Step 5: Click on the **MetaMask** browser plugin icon on the top right you download earlier and click **Account 1** from the **MetaMask** drop down (the red rectangle box) to copy your **MetaMask** address.

Securitize On-Chain Registration (Step 2 of 2)



Now, click on the  icon at the top right of your browser . When the tab opens up, login with your password.

Once you are logged in, click on "Account 1" to copy your MetaMask wallet address and then paste it below 

MetaMask Wallet Address
0xC850c54D07eE93636749C31c8e5b8ABba888cEd2

CANCEL SUBMIT

Step 6: Once you copied your **MetaMask** address, please paste your address to **MetaMask Wallet Address** and click **SUBMIT** on the bottom right.

Securitize On-Chain Registration (Step 2 of 2)

Processing your submission..... Please wait

CANCEL

Congratulation! User has verified his account in Cryptosx DX-Demo.

